



Автор: Кудырбайева Камар Ныркхankyzy

Предмет: Английский язык

Класс: 1 класс




Раздел: My school

Тема: Describing things

Цели обучения (ссылка на учебную программу):	
Цели урока:	1.S1 - make basic personal and simple statements about 1.UЕ1 - use common singular and plural nouns to say what and where Classroom objects are
Языковые цели:	
Ожидаемый результат:	pronouns the words and simple statements describing Classroom objects
Критерии успеха:	
Привитие ценностей:	
Навыки использования ИКТ:	
Межпредметная связь:	
Предыдущие знания:	

Ход урока

Этапы урока	Запланированная деятельность на уроке	Ресурсы
Начало урока	Organization moment: The T greets the learners and present the lesson objectives. After that the teacher asks the Ss to make a circle and sing a song - "Hello" Then they chose the cards with school things and sit at the tables according colours (yellow, green, blue, orange) T - S S - T	
Середина урока	Organization moment: The T greets the learners and present the lesson objectives. After that the teacher asks the Ss to make a circle and sing a song - "Hello" Then they chose the cards with school things and sit at the tables according colours (yellow, green, blue, orange) T - S S - T Learners do the Craft activity . They put the school things into the bag. Each group make the presentation of the work using new knowledge.	
Конец урока	One of the learners (one by one) take the things and say the sentence like: It's a pen. This is a pen. These are pens.	

Этапы урока	Запланированная деятельность на уроке	Ресурсы
Рефлексия	<div data-bbox="363 174 1082 320">  I can do this! </div> <div data-bbox="363 342 1082 488">  I'm getting there. </div> <div data-bbox="363 510 1082 656">  I need help! </div>	