



**Автор:** Кадиршинова Назым Танатхановна  
**Предмет:** Английский язык  
**Класс:** 9 класс  
**Раздел:** Music and film  
**Тема:** Music

Цели обучения (ссылка на учебную программу):	9.2.1.1. understand the main points in unsupported extended talk on a wide range of general and curricular topics; 9.3.2.1. ask complex questions to get information on a range of general and curricular topics; 9.5.3.1. use a variety a compound adjectives and adjective as participles and a variety of comparative structures to indicate degree on a range of familiar general and curricular topics.
Цели урока:	<b>All learners</b> will be able to recognize the main points of the given information in 5-6 sentences on topic "Music" using active vocabulary and a variety of compound adjectives and adjective as participles <b>Most learners</b> will be able to discuss in 6-7sentences on topic "Music" using active vocabulary and a variety of compound adjectives and adjective as participles <b>Some learners</b> will be able to make a project in 7-8 sentences on topic "Music" using active vocabulary and a variety of compound adjectives and adjective as participles
Критерии успеха:	Learners can recognize the main points of the given information on topic "Music" using active vocabulary and a variety of compound adjectives and adjective as participles
Привитие ценностей:	Life-long learning, appreciation of the arts, respect, cooperation
Навыки использования ИКТ:	ICT technology, PPT
Межпредметная связь:	Music, Art
Предыдущие знания:	The 4 elements of music

### Ход урока


Этапы урока	Запланированная деятельность на уроке	Ресурсы
-------------	---------------------------------------	---------

Начало урока


**Organization moment.** Learners answer to the teacher's greetings.

**Activity 1 .Warm-up (Hangman method) Learners play the game "Hangman".**

They called the correct letters and find a new topic with the help of phrase the author H.Longfellow.




----- is the universal language of mankind.(key: MUSIC)



Learners are introduced with the theme of the lesson and speak own opinions about Music.

**Activity 2. Question-answer method**  
**Learners answer the questions.**





<http://exchange.smarttech.com/details.html?id=7704d7bf-44c6-4880-ae1e-0a91740d0a42>

PPT1

[https://medium.com/@edwardwong\\_61578/the-universal-language-of-mankind-4733fae40b](https://medium.com/@edwardwong_61578/the-universal-language-of-mankind-4733fae40b) PPT2

Середина урока

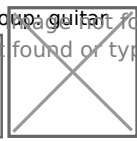
Activity 2. New vocabulary Learners look at the active board and introduce with new vocabulary




Activity 3. Listening (Matching method) Division into group: by musical instruments

First group: dombra

Second group: guitar



Task 1. Listen to different pieces of music for some seconds and match the tunes with the styles.




- 1 Pop
- 2 Rock
- 3 Hip Hop
- 4 Country
- 5 Classical

Descriptor:

Learners

- listen and guess the name of music
- match the tunes with the styles

Self assessment



PPT3

[https://en.islcollective.com/resources/projectables/powerpoints\\_ppt\\_ptx/music\\_genres\\_and\\_vocabulary/music/77569](https://en.islcollective.com/resources/projectables/powerpoints_ppt_ptx/music_genres_and_vocabulary/music/77569)

Cards with pictures musical instruments

<https://kz.all.biz/dombra-g25482>

<https://ru.dreamstime.com/%D1%81%D1%82%D0%BE%D0%BA%D0%BE%D0%B2%D0%BE%D0%B5-%D1%84%D0%BE%D1%82%D0%BE-rf-quitar-image40564695>

<https://www.youtube.com/watch?v=gOngnDZ2wk0>

Handout1

Handout2

[https://yandex.kz/images/search?pos=0&img\\_url=https%3A%2F%2Fi.pinimg.com%2Foriginals%2F81%2F13%2Fb8%2F8113b8c3b88fe3707cc747d6dcd7c07.jpg&text=self%20assessment%20my%20friend%20says&rpt=simage](https://yandex.kz/images/search?pos=0&img_url=https%3A%2F%2Fi.pinimg.com%2Foriginals%2F81%2F13%2Fb8%2F8113b8c3b88fe3707cc747d6dcd7c07.jpg&text=self%20assessment%20my%20friend%20says&rpt=simage)

PPT4

[https://yandex.kz/images/search?pos=241&p=8&img\\_url=https%3A%2F%2Fimage.slidesharecdn.com%2Fcompoundadjectives-150720144118-lva1-app6892%2F95%2Fcompound-adjectives-2-638.jpg%3Fcb%3D1437403316&text=adjective%20as%20participle&rpt=simage](https://yandex.kz/images/search?pos=241&p=8&img_url=https%3A%2F%2Fimage.slidesharecdn.com%2Fcompoundadjectives-150720144118-lva1-app6892%2F95%2Fcompound-adjectives-2-638.jpg%3Fcb%3D1437403316&text=adjective%20as%20participle&rpt=simage)

PPT 5



Handout 3

Handout 4

<https://store.learningstationmusic.com/brain-breaks-action-songs-lets-move-download.aspx>

Poster, marker

Handout 5

<p>Конец урока</p>	<p><b>Feedback. Cinquain method (rhyming word)</b></p> <p>Learners will be able to write the theme , then two adjectives describing the theme, three verbs characterizing the action, four words phrase contains the main idea and a synonym for the topic.</p> <p>Image not found or type unknown</p> 	<p>PPT 6</p> <p><a href="https://yandex.kz/images/search?pos=13&amp;img_url=https%3A%2F%2Fds04.infourok.ru%2Fuploads%2Fex%2F1069%2F00055410-59cca032%2F640%2Fimg4.jpg&amp;text=cinquain&amp;rpt=simage">https://yandex.kz/images/search?pos=13&amp;img_url=https%3A%2F%2Fds04.infourok.ru%2Fuploads%2Fex%2F1069%2F00055410-59cca032%2F640%2Fimg4.jpg&amp;text=cinquain&amp;rpt=simage</a></p>
<p>Рефлексия</p>	<p>Reflection. "Exit ticket"</p> <p>Image not found or type unknown</p> 	<p>Handout 6</p>