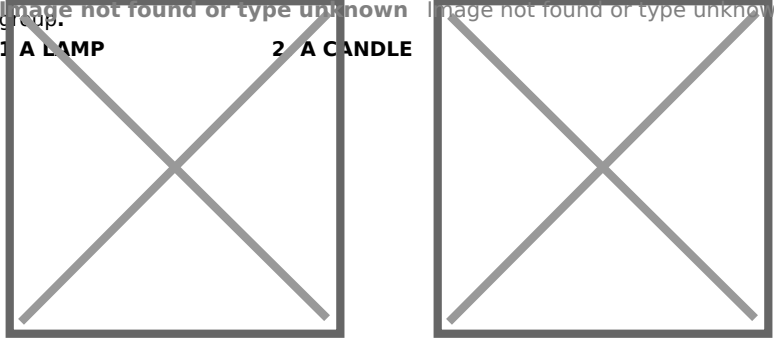

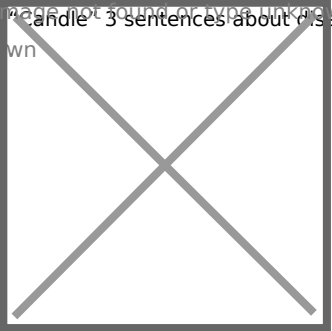



Автор: Жекина Акмарал Кайртаевна
Предмет: Английский язык
Класс: 7 класс
Раздел: Space and Earth
Тема: Using "will" for prediction

Цели обучения (ссылка на учебную программу):	7.R7 recognise typical features at word, sentence and text level in a range of written genres; 7.W3 write with moderate grammatical accuracy on a limited range of familiar general and curricular topics; 7.U4 use an increased variety of determiners including neither, either on a range of familiar general and curricular topics.
Цели урока:	- understand the main idea of the text; - answer the question using will and going to; - write sentences with grammatical accuracy on a limited range.
Привитие ценностей:	Students learn to love and protect the planet and the environment
Навыки использования ИКТ:	using the resources in the Internet: https://youtu.be/1-g73ty9v04
Межпредметная связь:	Kazakh and Physics
Предыдущие знания:	Writing a short science fiction story and/or a composition about life in the future

Ход урока

Этапы урока	Запланированная деятельность на уроке	Ресурсы
Начало урока (5 min.)	<p>Organization moment. Greeting:</p> <p>-Good morning children. -How are you? - How is the weather like today? -How will be the weather tomorrow? -Who is on duty today? -Who will be on duty tomorrow?</p> <p>To divide the class into two groups: Children, I am going to divide you into two groups. First of all come here and take one sheet of paper from this basket. If you have a picture of lamp, you will be in the first group, if you have a picture of candle you will be in the second group.</p> <p>1 A LAMP 2 A CANDLE</p> 	

Этапы урока	Запланированная деятельность на уроке	Ресурсы
Середина урока (25 min.)	<p>Now children look at screen I'm going to show you a video. Please, pay attention. Video "Energy, let's save it"</p> <p>Brainstorming:</p> <ul style="list-style-type: none"> - What is energy? - What kind of electronic things do you use at home? - Do you save the energy at home? - What kind of problems will be if you don't save the energy? <p>Task1.</p> <p>If you understand what about will be our today's theme let's read the text "Eco house" Teacher: We're going to think about the subject of saving energy and how we can help the environment and look after our planet. The big question is this: What can we each do at home to help fight climate change? Andrey and Renat have prepared short presentations about the sorts of things we are going to learn about at the Eco House, so Andrey, you can begin.</p> <p>Andrey: Well, I'm going to talk about how the environment is affected by the way we live. The Eco House is an example of a typical family home, and it's going to show us how much energy a typical home consumes. For example, think about things like computers. When a computer is left on standby it still uses energy although we think we've switched it off. We waste so much energy when we leave things on standby. In fact, I think we'll all be very surprised when we find out how much energy we use at home. They are going to do an experiment for us at the Eco House, but Renat is going to talk about that.</p> <p>Teacher : Ok, thanks Andrey. Over to you, Renat.</p> <p>Renat: Ok, a question to begin: do you know what uses the most energy in a house? It's the heating and air conditioning. On one day the temperature in the house is set at twenty three degrees centigrade. The next day they turn it down to nineteen degrees. The difference in the temperature is small, but the difference in the energy is enormous! They want us all to realize that it's better to wear extra clothes to keep warm, than to put the temperature up really high. This is one of the ways we can save energy.</p> <p>Teacher: How much energy can they save by reducing the temperature in the house?</p> <p>Renat : About twenty five percent. And that is by reducing the temperature by just four degrees.</p> <p>Teacher: Ok, Thanks Renat. I'm going to turn my heating down this evening! Right now we are going to talk about how we are damaging the Earth's atmosphere....</p> <p>Task2.</p> <p>Match the sentences (1-3) with the uses (a-c)</p> <ol style="list-style-type: none"> 1. I'm going to turn my heating down this evening . 2. I think we'll be very surprised. 3. Tomorrow we 're visiting the Eco House. <ol style="list-style-type: none"> a. a definite arrangement b. a personal intention c. a prediction <p>DESCRIPTOR 1. Students match the sentences.</p> <p>Task 3.</p> <p>Group "Lamp" have to write 3 sentences according to this picture about advantages of energy and group "Candle" 3 sentences about its disadvantages of energy then read it to each other</p> <div style="display: flex; justify-content: space-around; align-items: center;">   </div> <p>Advantages: We can't imagine our life without energy, If there is no energy we won't use electric equipment at home. Our life will be easy with electricity.</p> <p>Disadvantages: Sometimes electric harmful for our life. People will spend more money. Using energy improper, it's will be dangerous for people life.</p> <p>DESCRIPTOR:</p> <ol style="list-style-type: none"> 1. Work with group 2. Write 3 sentences about advantages and disadvantages of energy 	<p>https://youtu.be/1-g73ty9v04</p> <p>"Open eyes" Student's Book. Part 3 p47</p>

Этапы урока	Запланированная деятельность на уроке	Ресурсы
<p>Конец урока (5min.)</p>	<p style="text-align: center;">The Game "Snowball".</p> <p>Answer the questions using "will" and "going to".</p> <ol style="list-style-type: none"> 1. What job will you do when you are older? 2. When do you think you'll get married? 3. Will you still live in your town village? 4. What are you doing after school today? 5. What are you going to do this weekend? 6. What are you going to do in the school holiday? <p>DESCRIPTOR:</p> <ol style="list-style-type: none"> 1. Answers the questions. 2. Uses "will" and "going to" for prediction. 	
<p>Рефлексия (5 min.)</p>	<p>Conclusion Feedback: "A Reporter"</p>  <p>Good morning, dear audience. I am ----- from BBC channel. Here we will be discussing about "Energy". I am going to ask some questions to pupils.</p> <ol style="list-style-type: none"> 1. Do you like today's lesson? 2. What have you learnt from this lesson? 3. Will you save the energy after what you heard? 4. What will you do to save the energy? <p style="text-align: center;">Thank you for your answers.</p>	