

**Автор:** Айтбаева Танагуль Нуриахметовна

**Предмет:** Английский язык


**Класс:** 6 класс

**Раздел:** Drama and Comedy

**Тема:** DRAMA AND COMEDY

Цели обучения (ссылка на учебную программу):	<p><b>6.4.2.1 (6.R.2)</b> - understand independently specific information and detail in short, simple texts on a limited range of general and curricular topics</p> <p><b>6.1.10.1 (6.C.10)</b> - use talk or writing as a means of reflecting on and exploring a range of perspectives on the world</p> <p><b>6.5.8.1 (6.W.8)</b> - spell most high-frequency vocabulary accurately for a limited range of familiar general topics and some curricular topics</p> <p><b>6.2.5.1 (6.L.5)</b> - Understand most specific information and detail of supported, extended talk on a range general and curricular topics</p>
Цели урока:	<p>All learners will be able to: - to read for specific information on the topic “Famous writers” with some support and complete the table about 3 writers</p> <p>Most learners will be able to: - to understand for specific information on the topic “Famous writers” with little support - to give a presentation on three writers in 3 sentences,</p> <p>Some learners will be able to: - to give a presentation on the topic “Famous writers” without support - to write about writer</p>
Языковые цели:	A learner can: give a presentation on three writers
Ожидаемый результат:	The lesson is aimed at improving students’ motivation, self-management and collaborative skills
Навыки использования ИКТ:	Smart board for presenting a video
Межпредметная связь:	Literature
Предыдущие знания:	Vocabulary for describing films

### Ход урока

Этапы урока	Запланированная деятельность на уроке	Ресурсы
Начало урока	<p>Greeting: learners answer to the teacher’s greetings.</p> <p>Activity 1: Creation of positive atmosphere Method “Compliments” Ball strategy. Learners stand up in a circle, throw the ball someone of classmates, and say their praising words.</p>  <p>Brainstorming Look at the screen. Who is he? Yes, we are going to talk about William Shakespeare. What is his famous book? Which of these words do you need to speak about him?</p>	

**Этапы урока**


**Запланированная деятельность на уроке**

**Ресурсы**

Середина урока

**Activity 1:** Revision with vocabulary. Method "Matching".  
Think- Pair- Share strategy  
Task 1. Match the words and the descriptions

[https://www.youtube.com/watch?v=E\\_VcSqN73do](https://www.youtube.com/watch?v=E_VcSqN73do)




A learner reads descriptions and lines the word from the given table

- Look at the screen. We are going to watch the video about 2 famous writers: William Shakespeare, Mukhtar Auezov.

**Activity 2:** Read for specific information Method "Choose".  
Think- Pair- Share strategy


Look at the screen. Mark the following statements with S (Shakespeare) or A (Auezov) according to the video.



**Activity 3:** Listen and read for specific information  
- Open your book at page 49.  
Play the recording. Ss listen, read the texts.

**Activity 4:** Make notes from a text Work in groups.  
- Ex.1 Complete the table with information for each heading. Write the table on the board and complete it with the class.



Этапы урока	Запланированная деятельность на уроке	Ресурсы
Конец урока	<p data-bbox="316 163 691 185">Image not found or type unknown</p>  <p data-bbox="316 544 970 745">Feedback through "Five fingers" 1 finger - difficulties during the lesson 2 finger - what do you like during the lesson 3 finger - your mood 4 finger - what do you do today? 5 finger - what do you learn today? Learners draw the shape of their hands and write on each finger.</p>	