



Автор: Бектенгалиева Майра Аскаровна

Предмет: Английский язык

Класс: 6 класс


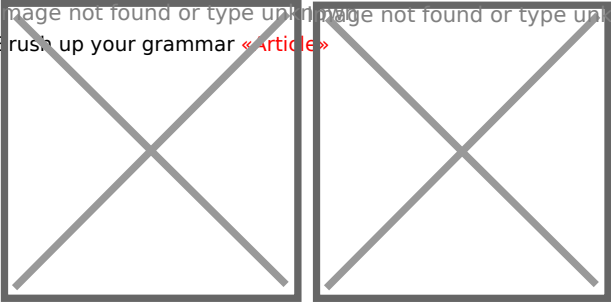
Раздел: Our Health

Тема: Language Focus. Countable and uncountable nouns: a/an, the, some, any, much, many, a lot of. Talking about food and meals.

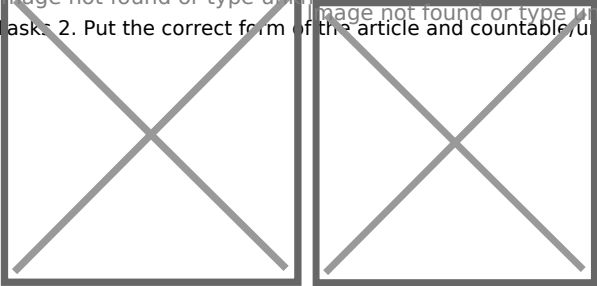
Learning objectives(s) that this lesson is contributing to	6.C1 use speaking and listening skills to solve problems creatively and cooperatively in groups 6.C9 use imagination to express thoughts, ideas, experiences and feelings 6.UЕ1 use appropriate countable and uncountable nouns, including common noun phrases describing times and location, on a limited range of familiar general and curricular topics 6.UЕ2 use quantifiers many, much, a lot of ,a few on a limited range of familiar general and curricular topics 6.S2 ask simple questions to get information about a limited range of general topics 6.S3 give an opinion at sentence level on a limited range of general and curricular topics 6.S6 communicate meaning clearly at sentence level during, pair, group and whole class exchanges 6.S7 use appropriate subject-specific vocabulary and syntax to talk about a limited range of general topics
Lesson objectives	All learners will be able to: <ul style="list-style-type: none">• Listen to the passage and complete the gaps with the correct speaker;• Read the text and translate “Food and meals” and answer the questions on it;• Pupils learn how to beware of natural disasters. Most learners will be able to: <ul style="list-style-type: none">• Do the listening exercises with minor mistakes;• Read the text “Did you know?” and answer at least 70% of all the questions correctly; Some learners will be able to: <ul style="list-style-type: none">• The pupils will learn the rules of the Countable and uncountable nouns and do the exercises• Pupils learn to read and write correctly without errors.
Assessment criteria	<ul style="list-style-type: none">• Identify the position of speakers in an extended talk with some support• Figure out the content of a conversation with some support in extended talk• Recognise the meaning of a story with some support
Crosscurricular links	Grammar, Kazakh language
Level of thinking skills	Knowledge and comprehension Higher order thinking skills
Languageobjective	Vocabulary related to food and meals «Articles»
Previous learning	Exercise 4. Read the dialogue

Ход урока

Этапы урока	Запланированная деятельность на уроке	Ресурсы
I. Warm up (2 minutes)	<ul style="list-style-type: none">- Good afternoon dear boys and girls!- How are you?- I am fine too. Thanks. Sit down please.- Who is on duty today?- Who is absent?- What date is it today?- What is the day today?- What season is it now?- What is your weather like today?- What was your home task?	

Этапы урока	Запланированная деятельность на уроке	Ресурсы
II. Psychologically minutes (3 minutes)	<p style="text-align: center;">Creating cooperation</p> 	Appendix 1 - for more able.doc
III. Presentation (10 minutes)	<p><u>The main part of the lesson</u></p> <p>Rules</p> <ol style="list-style-type: none"> 1. We always use a singular/plural verb with uncountable nouns. 2. We use much/many with uncountable nouns. 3. We use much/many with countable nouns. 4. We often use any, much and many in negative/ affirmative sentences. 5. We use some, any and a lot of with countable and uncountable nouns <p>Brush up your grammar «article»</p>  <p>Article (артиклъ) – сөзтабы, затесімдердің алдында қолданылады және оны анықтап тұрады.</p> <p>Ағылшын тілінде артиклъдің үш түрі бар:</p> <ol style="list-style-type: none"> 1. Indefinite article (белгісіз артиклъ) – a, an 2. Definite article (белгілі артиклъ) – the 3. Zero article (артиклъдің қолданылмауы) 	Book: Malcolm Mann Steve Taylore- Knowles. Laser for Kazakhstan Student's Book includes material for KET.

Этапы урока	Запланированная деятельность на уроке	Ресурсы
IV. Rounding up (9 minute)	<p>1. Indefinite article (белгісіз артикль) – a, an Бұл артикль one (бір, біреу) сан есімнен шыққан. Қолданылуы: зат есімнің жекешетүрінде: I am a pupil. a – дауыссыз дыбыстардың алдында қолданылады: a table a dictionary a teacher a big apple Take a map. – Бір картаны алыңыз. an – дауысты дыбыстардың алдында қолданылады an apple an orange an hour an yellow pencil I am reading an interesting book. – Мен қызықты кітап оқып отырмын. Ескерту! Белгісіздік артикльдері тек жекешетүрдегі зат есімдердің алдына қойылады. Көпшешетүрдегі нұсқасында артикль түсіп қалады. Мысалы: I am a student. We are students (Біз – студентпіз). 2. Definite article (белгілі артикль) – the Белгілі артикль бұл деген сөзден шыққан. Демек көптеген заттардың ішінен біреуі туралы айтатын болса қолзат есімді белгілі артикльмен айтамыз. the Sun – күн the Moon – ай the Earth – жер the Amazon River – Амазонка the Pacific Ocean – Тынық мұхиты the United States of America the Netherlands – Нидерланды the Congo – Конго The sun was shining. – Күн сәулесін шашып тұрды.</p>	Oxford. English Plus by Sheila Dignen, Emma Watkins

Этапы урока	Запланированная деятельность на уроке	Ресурсы
<p>End of the lesson (3 minute)</p>	<p>Tasks 1. Complete the text with a/an and the.</p> <p>There is __ good café near my school. I often go to __ café and I buy __ sandwich and __ fizzy drink for lunch. There is __ vending machine near my classroom. I sometimes buy __ chocolate bar from __ machine. I never eat at __ school canteen because I don't like the food.</p> <p>Answers 1.a 2.the 3.a 4.a 5.a 6.a 7.the 8.the</p> <p>Tasks 2. Put the correct form of the article and countable, uncountable nouns</p>  <p>Home task: Exercise 2,5 Feedback: «Two stars one wish»</p> 