



**Автор:** Шыңғыс Мөлдір Ерланқызы

**Пән:** Ағылшын тілі

**Сынып:** 6-сынып





**Бөлім:** Helping and Heroes

**Тақырып:** Present Simple: affirmative and negative

Оқу мақсаттары (оқу бағдарламасына сілтемеу):	6.L1 understand a sequence of supported classroom instructions 6.S1 provide basic information about themselves and others at sentence level on an increasing range of general topics ( p.23 Mind map) 6.W3 write with support factual descriptions at text level which describe people, places and objects ( Facts and routine) p.23 6.L6 deduce meaning from context in short, supported talk on an increasing range of general and curricular topics ( Ex.4 p.23)
Сабақтың мақсаты:	All learners will be able to: • Identify the theme, give the examples of Present Simple, use active vocabulary speaking about lifestyle. • Transfer information from the book about grammar into a graphic organizer. • Offer constructive peer-feedback using rubric. Most learners will be able to: • Select, compile, and synthesize information from the reading passage for an oral presentation. Some learners will be able to: • Respond to and discuss the reading rules and texts using interpretive, evaluative and creative thinking skills.
Тілдік мақсаттар:	routine, to happen ,carry, come from, cooking, food, comics.
Күтілетін нәтиже:	Higher order thinking skills (according to the revised Bloom's taxonomy).
Бағалау критерийлері:	• Read the given rules and identify the general information. • Demonstrate skills of organizing and expressing ideas accurately. • Illustrate a viewpoint in a discussion.
Құндылықтарды дарыту:	Appreciating people's healthy way of life
АКТ-ны қолдану дағдылары:	Vocabulary related to people's lifestyle
Пәнаралық байланыс:	Art, Sport, Social Science
Бастапқы білім:	Higher order thinking skills (according to the revised Bloom's taxonomy).

### Сабақ барысы

Сабақ кезеңдері	Жоспарланған іс-әрекет	Ресурстар
-----------------	------------------------	-----------

<p>Сабақтың басы (Start 5min)</p>	<p>The lesson greeting. The teacher sets the lesson objectives, letting students know what to anticipate from the lesson. Warm up. Then to create a positive learning environment the teachers asks students to start the lesson giving each other compliments about appearance, job performance, talent, etc. and also practice accepting compliments. (E.g. - Hello, my friend, you speak English very well! -That's very nice of you to say so.) Brainstorming Pre-learning * Teacher suggests listening to a song as a warm-up for the lesson.Learners sing Almaty Song and give translation from Russian into English.  <a href="https://www.youtube.com/watch?v=ZuEZfr5_tTQ">https://www.youtube.com/watch?v=ZuEZfr5_tTQ</a> * Learners are informed about the theme. Hot Seat Game • One learner sits in front of the class. Teacher hands a strip of a paper with the names of people Artur and Sung from the previous lesson. The classmates should say what they remember about Almaty by asking some questions: Whose grandparents come from Russia? Whose parents come from Korea? Do Artur or Sung like stories about family? Who doesn't know his mother tongue? Teacher elicits the knowledge of making question rule and helps learners to remember the rules for making questions. and affirmative sentences in the Present Simple Tense. To introduce Present Simple Tense related to people's life. Ex1. p.23( Complete from the text). In groups make a mind - map: " Present Simple Tense" with examples. Include spelling rules. Students give presentations of their mind - maps, explain how we form Present Simple affirmative and negative. Ex. 2 - 4 p.23 To consolidate information from a text Ex.4 and speak about your family: I live in Almaty, but my family comes from..... Speak about your likes and dislikes and fill in a table: Affirmative sentences Negative sentences I like playing chess. I don't go in for sport Look at the picture and describe routine activities: What do people do every day? Make up a short story. Working with a text. Find sentences in the present Simple and put them into negative form. Peter Robinson is a young Englishman. He has been a clerk for two years. Every August he goes on holiday. He lives in London in a small flat and works for abig company. Some years ago he liked seaside hotel in Great Britain. Sometimeshe rents a room in a boarding house or goes on a camping holiday. This summerhe decided to go to Brighton, a famous resort. The weather is usually warm anddry there in the summer season. Correct some sentences into Present Simple.Peter Robinson is a young Englishman. Peter Robinson is not(isn't) a young Englishman. Some years ago he liked seaside hotel in Great Britain. He often likes seaside hotel in Great Britain. P</p>	 
<p>Сабақтың ортасы (33 min)</p>	<p>To consolidate information from a text Ex.4 and speak about your family: I live in Almaty, but my family comes from..... Speak about your likes and dislikes and fill in a table: Affirmative sentences Negative sentences I like playing chess. I don't go in for sport Look at the picture and describe routine activities: What do people do every day? Make up a short story. Working with a text. Find sentences in the present Simple and put them into negative form. Peter Robinson is a young Englishman. He has been a clerk for two years. Every August he goes on holiday. He lives in London in a small flat and works for a big company. Some years ago he liked seaside hotel in Great Britain. Sometimes he rents a room in a boarding house or goes on a camping holiday. This summer he decided to go to Brighton, a famous resort. The weather is usually warm and dry there in the summer season. Correct some sentences into Present Simple. Peter Robinson is a young Englishman. Peter Robinson is not(isn't) a young Englishman. Some years ago he liked seaside hotel in Great Britain. He often likes seaside hotel in Great Britain.</p>	 
<p>Сабақтың соңы (End 2 min)</p>	<p>Home task. Think of an alternative ending of the story.</p>	<p>Slide Slide "Six thinking hats"</p>

Рефлексия	Students express their attitude to the lesson and give self-assessment using the method: "Six thinking hats": • Green: How can you use today's learning in different subjects? • Red: How do you feel about your work today? • White: What have you learnt today? • Black: What were the weaknesses of your work? • Blue: How much progress have you made in this lesson? (Now I can, I still need to work on, I've improved in, Today I learnt... ) • Yellow: What did you like about today's lesson?	
-----------	--	--